

## Welcome to the Frontier School Division Forum, connect.FSDNet!

This forum was created for Frontier staff to use as a means to connect with other employees throughout the division. It is a place where staff can post curriculum questions, share ideas, or “show off” classroom activities. You could use it to organize field trips, sporting events, or other Frontier events. Office staff can use it to post important events or notices in Frontier School Division.

Any Frontier School Division employee with a Frontier email address (@frontiersd.mb.ca) can join. Please be courteous and respectful on the forum. Remember *any* Frontier employee can sign up. To access the forum go to <http://connect.fsdnet.ca> .

Please check the site often. As more members sign up we hope this forum turns into a great resource for our staff.

### How To Sign Up

1 . First you must register with the forum at <http://connect.fsdnet.ca> . Click either register buttons (circled in red below).

connect.FSDNet • Index page - Mozilla Firefox

File Edit View History Bookmarks Tools Help

http://connect.fsdnet.ca/index.php?sid=189069a2f4b52de7a2da751ef9ee282e

connect.FSDNet • Index page

**connect.FSDNet**  
A Place Where Frontier Staff Can Connect And Ask Questions

Search... Search  
Advanced search

Board index

FAQ Register Login

It is currently Fri Sep 18, 2009 1:35 pm

View unanswered posts • View active topics

FSD FORUMS	TOPICS	POSTS	LAST POST
News	2	2	by <b>Admin</b> Wed Aug 19, 2009 11:34 am

LOGIN REGISTER

Username:  Password:  | Log me on automatically each visit

WHO IS ONLINE

In total there is **1** user online :: 0 registered, 0 hidden and 1 guest (based on users active over the past 5 minutes)  
Most users ever online was **6** on Mon Aug 24, 2009 10:14 am

Done

2. Please click "I agree to these terms".

3. Please enter your username **AS YOUR FULL NAME**. eg Bob Smith or Jane Doe. Spaces work. **Accounts with custom usernames will be deleted after one notice.**

E-mail address **MUST** be a Frontier School Division email address (@frontiersd.mb.ca), Hotmail for example will not work. If you are a Frontier staff member and require an e-mail account please call Debra Curle in the Winnipeg Office.

Enter any password.

Frontier School Division Forum - Registration

Please note that you will need to enter a valid e-mail address before your account is activated. You will receive an e-mail at the address you provide that contains an account activation link.

Username:   
Length must be between 5 and 40 characters.

E-mail address:

Confirm e-mail address:

Password:   
Must be between 4 and 30 characters.

Confirm password:

Language:

Timezone:

Click submit.

4. An email will be sent to you. Please now check your email to activate your account.

Welcome to connect.FSDNet forums

Please keep this e-mail for your records. Your account information is as follows:

-----

Username: Staff Member  
Password: :

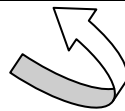
Board URL: <http://connect.fsdnet.ca>

-----

Your account is currently inactive. You cannot use it until you visit the following link:

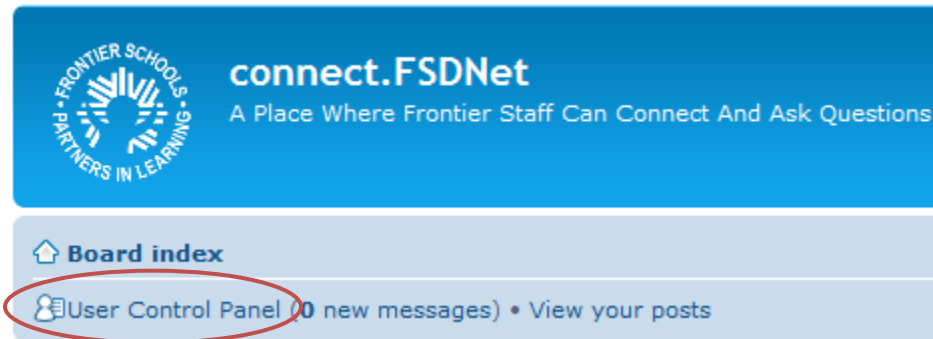
<http://connect.fsdnet.ca/ucp.php?mode=activate&u=62&k=41MKXN9H8D>

5. Click the link at the bottom of the email to activate.

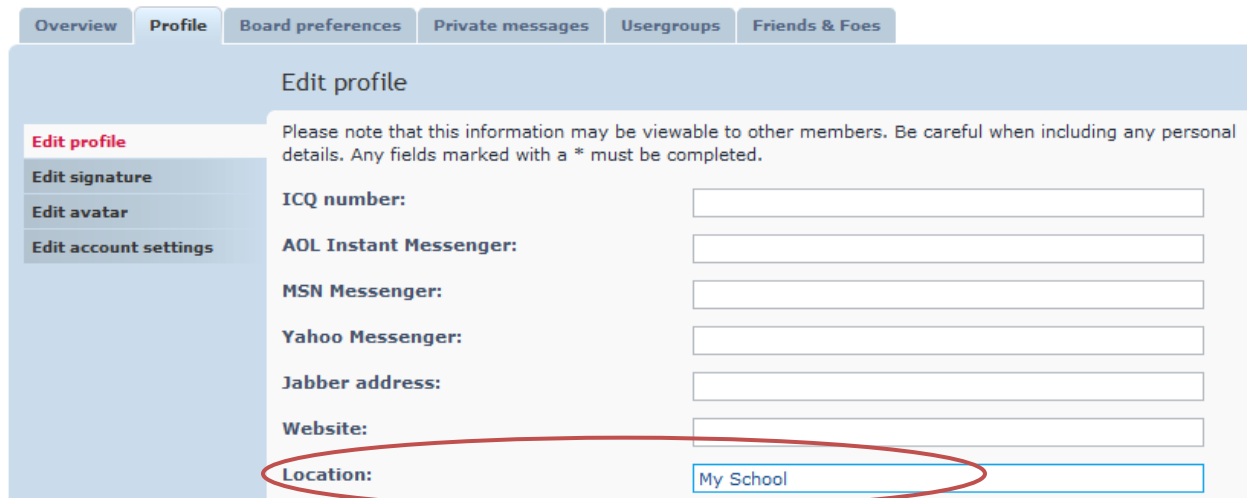


## Once You Have Logged In

1. Please click "User Control Panel".



2. Click the "Profile" tab and fill in your location as the school you work in.

The image shows the "Edit profile" page. At the top, there are tabs for "Overview", "Profile", "Board preferences", "Private messages", "Usergroups", and "Friends & Foes". The "Profile" tab is selected. Below the tabs is a sidebar with links for "Edit profile", "Edit signature", "Edit avatar", and "Edit account settings". The main content area is titled "Edit profile" and contains a warning: "Please note that this information may be viewable to other members. Be careful when including any personal details. Any fields marked with a \* must be completed." Below the warning are several input fields: "ICQ number:", "AOL Instant Messenger:", "MSN Messenger:", "Yahoo Messenger:", "Jabber address:", "Website:", and "Location:". The "Location:" field is circled in red and contains the text "My School".

3. Click submit at the bottom of the screen, then click Board index at the top to take you back to the forums.